

















Writing Help KC Editing Timeline



PROJECT _____

	STEPS	DATES
	Inquiry, sample edit, contract	
	AU sends first draft	
	ED does developmental edits	
	AU reviews edits, makes updates, returns new draft	
	ED copy edits, sends final drafts	
	Wrap-up and final balance due	
	Formatting, cover design, proofread	
	Book launch!	

AU = Author and ED = Editor

Example Writing Help KC Editing Timeline



Work backward from your launch date to develop your timeline. It's best to send your inquiry 3 to 6 weeks before you would start editing. Keep in mind that you'll have other publication steps between editing and the launch date.

Two rounds of QUALITY editing takes 4 to 5 weeks (on average), depending on manuscript length and editor/author turnaround times.

- Sample edit and agreement 2-3 business days
- Author sends first draft Deposit paid before editing begins
- Developmental edit 2 weeks
- Author reviews and returns draft 1-2 weeks
- Copy edit, wrap-up, final drafts, and final payments 1 week

Next, you'll send the manuscript for formatting and cover design. You can have your cover design running concurrent with the editing.

Proofreading is still recommended after the formatting is complete. This is a final check to ensure that text, punctuation, images, etc. have been placed properly.

Launch your book and celebrate!

For editing availability, contact writinghelpkc@gmail.com.